

Educación Matemática

Docente: Elisabeth Schilling

Nombre: \_\_\_\_\_


Objetivo: Leer y escribir números hasta el 50.

Pide a tu mama que te lea los números y sus nombres, luego une los que coinciden

2° Básico 2.021

Fecha: 18 a 22 de agosto

UNE CADA NÚMERO DE LAS MANZANAS CON SU NOMBRE  
CORRESPONDIENTE.



CUARENTA Y TRES

TRECE

VEINTICINCO

TREINTA

DOCE


CUATRO

CUARENTA Y CINCO

TREINTA Y SEIS

VEINTIDÓS


CUARENTA Y NUEVE



completa con los números que faltan

|    |    |    |    |    |
|----|----|----|----|----|
| 1  | 3  | 5  | 7  | 9  |
| 11 | 13 | 15 | 17 | 19 |
| 21 | 23 | 25 | 27 | 29 |
| 31 | 33 | 35 | 37 | 39 |
| 41 | 43 | 45 | 47 | 49 |
| 51 | 53 | 55 | 57 | 59 |
| 61 | 63 | 65 | 67 | 69 |
| 71 | 73 | 75 | 77 | 79 |
| 81 | 83 | 85 | 87 | 89 |
| 91 | 93 | 95 | 97 | 99 |



































































¿QUÉ NÚMERO SE ESCONDE EN LA CAMISETA DEL MEDIO?  
COLOCA EL NÚMERO QUE CORRESPONDA TENIENDO EN CUENTA EL  
ANTERIOR Y EL POSTERIOR.



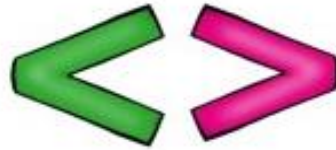
|  |  |  |  |  |  |
|--|--|--|--|--|--|
|  |  |  |  |  |  |
|  |  |  |  |  |  |
|  |  |  |  |  |  |
|  |  |  |  |  |  |
|  |  |  |  |  |  |



Completa dibujando puntos que faltan para completar el valor del número. Mira el primer ejemplo

|   |   |  |
|---|---|--|
| 7       | 9        | 4        |
| 10      | 6        | 7        |
| 8       | 3        | 9        |
| 10      | 8        | 6        |
| 7       | 9        | 10       |
| 6   | 4    | 5    |
| 8   | 7    | 8    |
| 9   | 5    | 10   |
| 3   | 8    | 6    |
| 9   | 10   | 9    |
| 5   | 8    | 7    |

Comparar números de dos cifras. Usar los signos



24  35

24 es menor que 35

68  31

68 es mayor que 31

54  90

25  20

90  45

17  80

65  70

86  69

43  41

93  80

37  39

Escribe el anterior y el siguiente

$\Rightarrow$  80  $\Rightarrow$

$\Rightarrow$  29  $\Rightarrow$

$\Rightarrow$  49  $\Rightarrow$

$\Rightarrow$  75  $\Rightarrow$

$\Rightarrow$  35  $\Rightarrow$

$\Rightarrow$  68  $\Rightarrow$

$\Rightarrow$  16  $\Rightarrow$

$\Rightarrow$  91  $\Rightarrow$